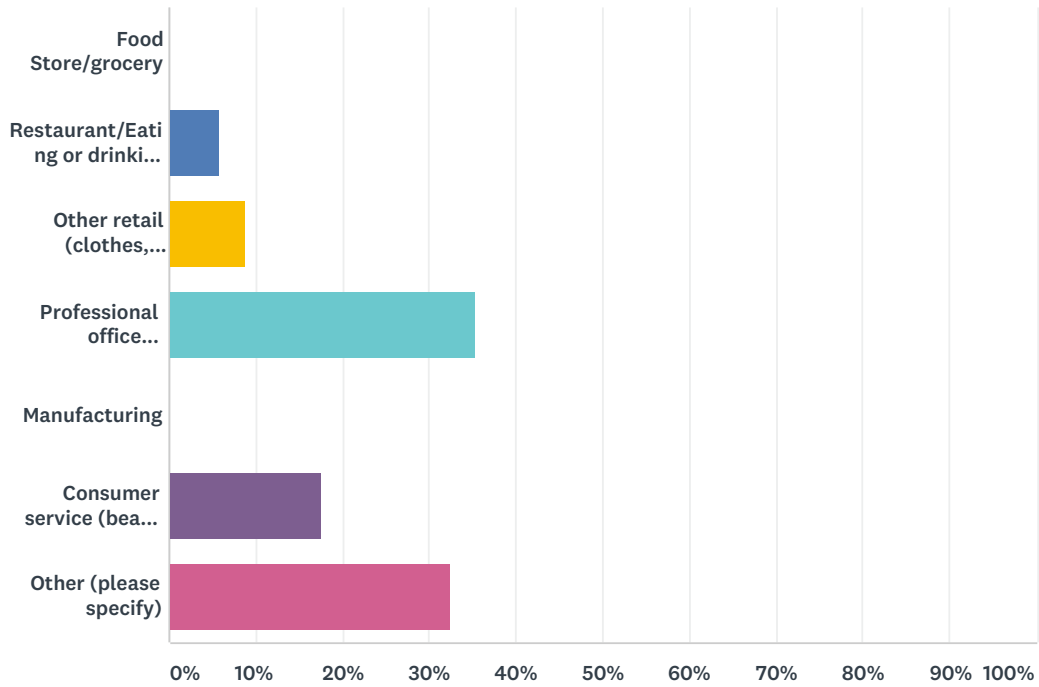


## Q2 What type of business is it?

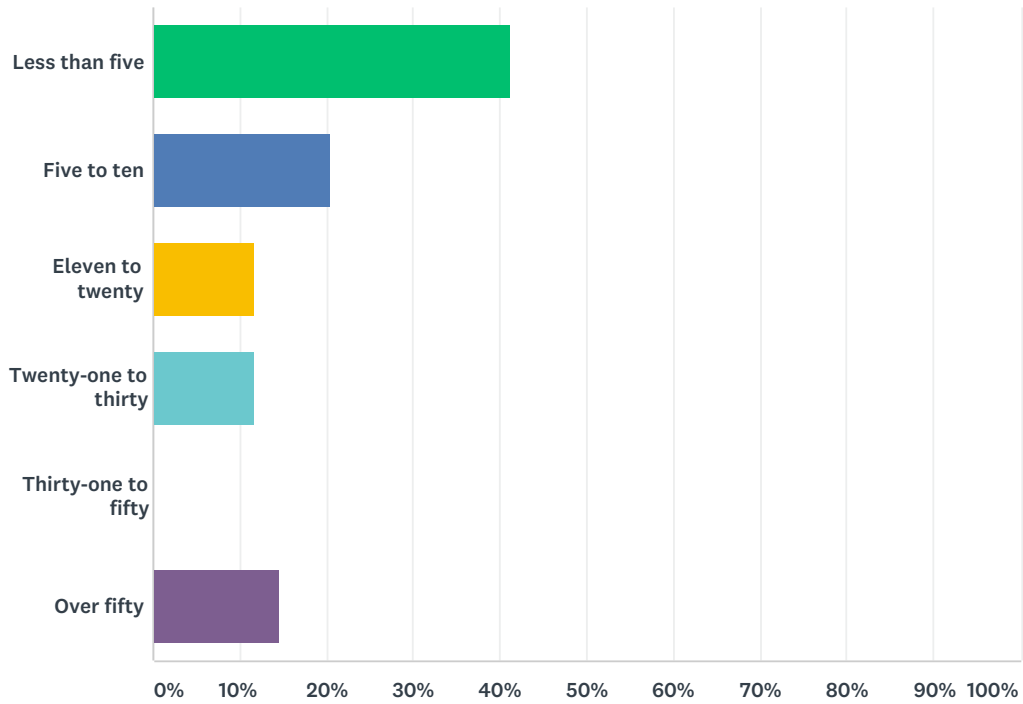
Answered: 34 Skipped: 0



ANSWER CHOICES	RESPONSES	
Food Store/grocery	0.00%	0
Restaurant/Eating or drinking establishment	5.88%	2
Other retail (clothes, hardware, jewelry, etc.)	8.82%	3
Professional office (medical, legal, financial)	35.29%	12
Manufacturing	0.00%	0
Consumer service (beauty salon, dry cleaner, etc.)	17.65%	6
Other (please specify)	32.35%	11
<b>TOTAL</b>		<b>34</b>

### Q3 How many people work at your business? (including yourself)

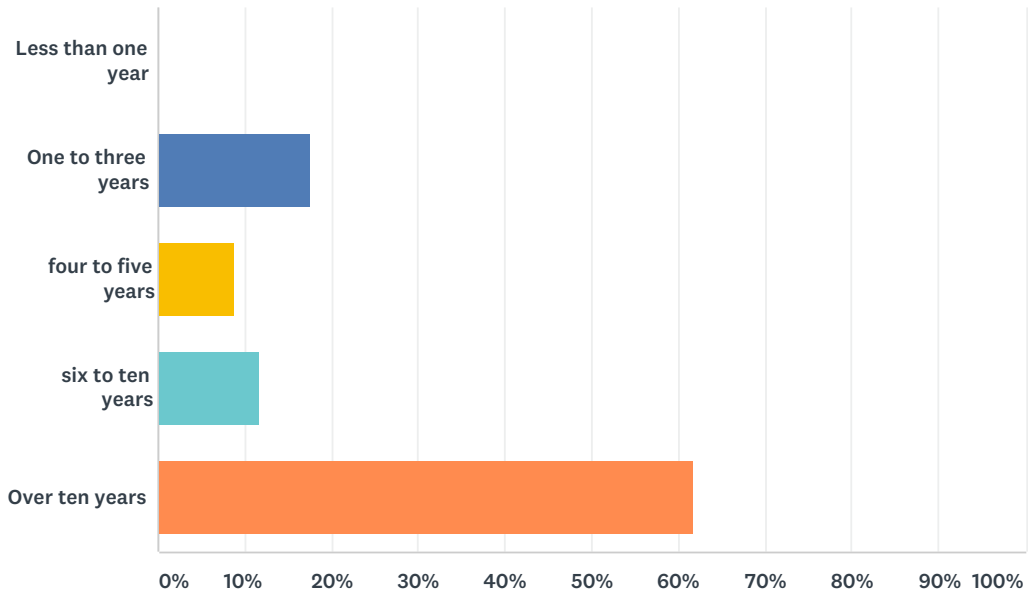
Answered: 34 Skipped: 0



ANSWER CHOICES	RESPONSES	
Less than five	41.18%	14
Five to ten	20.59%	7
Eleven to twenty	11.76%	4
Twenty-one to thirty	11.76%	4
Thirty-one to fifty	0.00%	0
Over fifty	14.71%	5
<b>TOTAL</b>		<b>34</b>

## Q4 How long has your business been in Glen Ellyn?

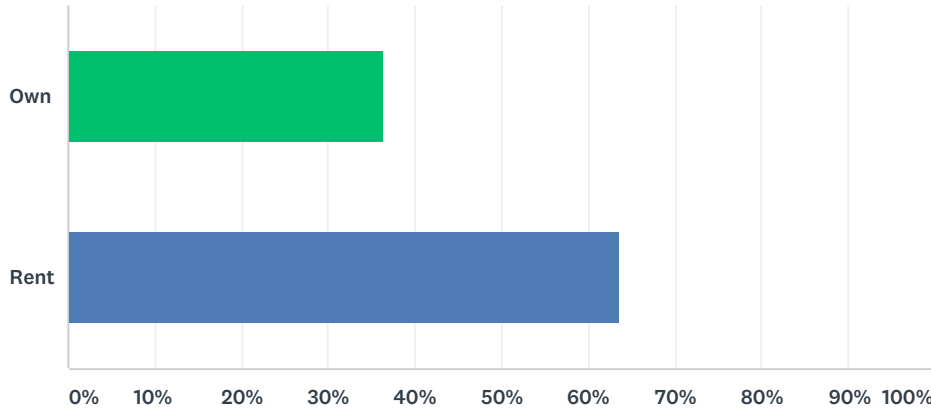
Answered: 34 Skipped: 0



ANSWER CHOICES	RESPONSES
Less than one year	0.00% 0
One to three years	17.65% 6
four to five years	8.82% 3
six to ten years	11.76% 4
Over ten years	61.76% 21
<b>TOTAL</b>	<b>34</b>

### Q5 Do you own or rent the building your business is located in?

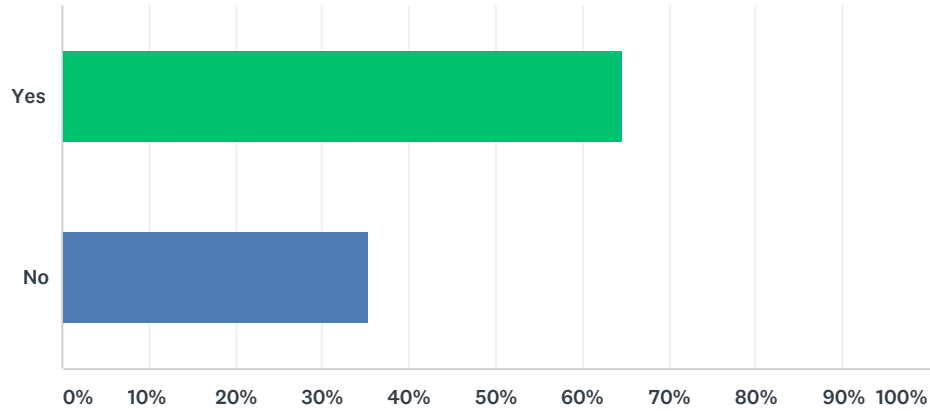
Answered: 33 Skipped: 1



ANSWER CHOICES	RESPONSES	
Own	36.36%	12
Rent	63.64%	21
TOTAL		33

## Q6 Do you live in Glen Ellyn?

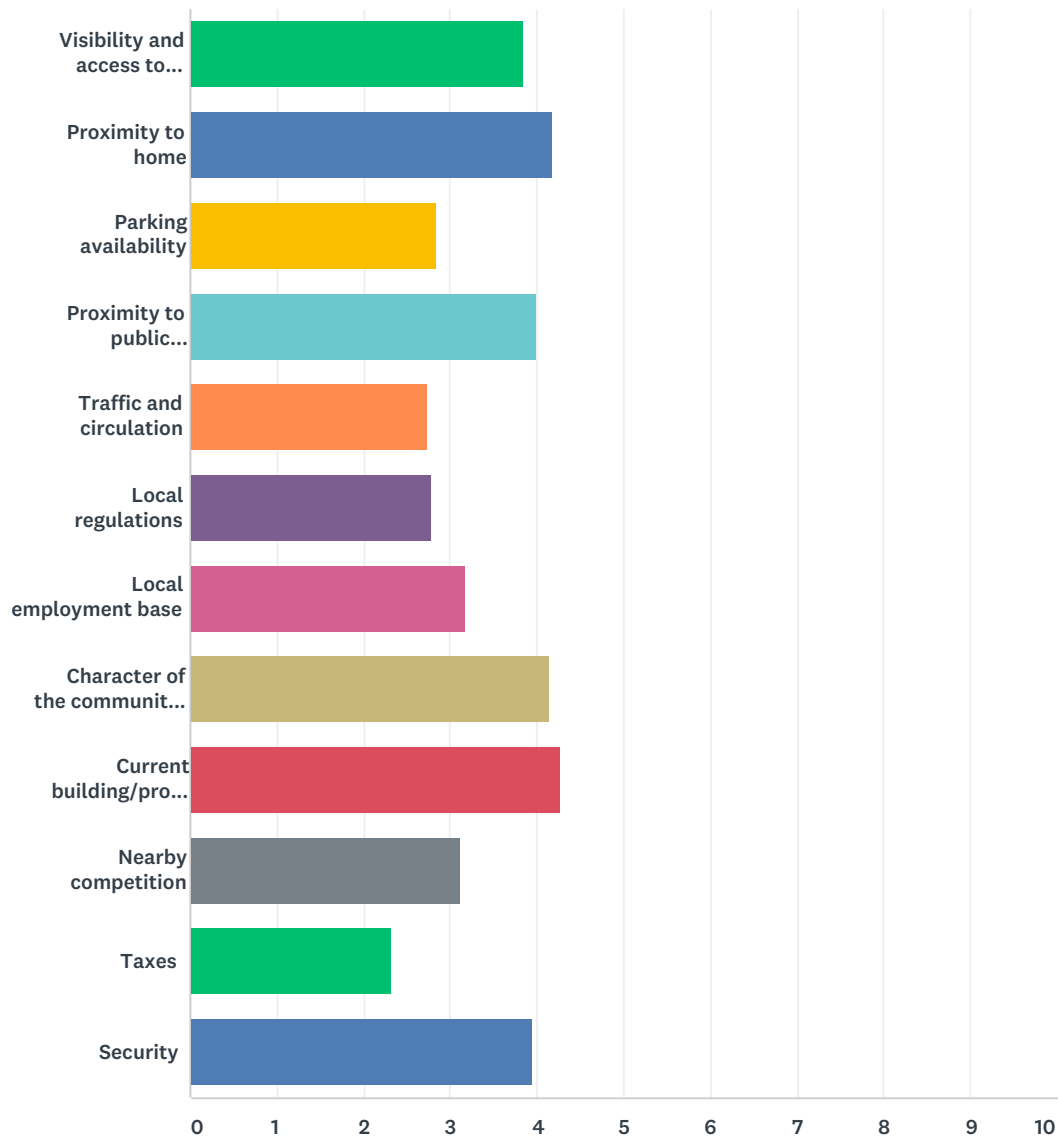
Answered: 34 Skipped: 0



ANSWER CHOICES	RESPONSES	
Yes	64.71%	22
No	35.29%	12
TOTAL		34

## Q7 Rate how each of the following affects your business in Glen Ellyn. (Check all that apply)

Answered: 27 Skipped: 7



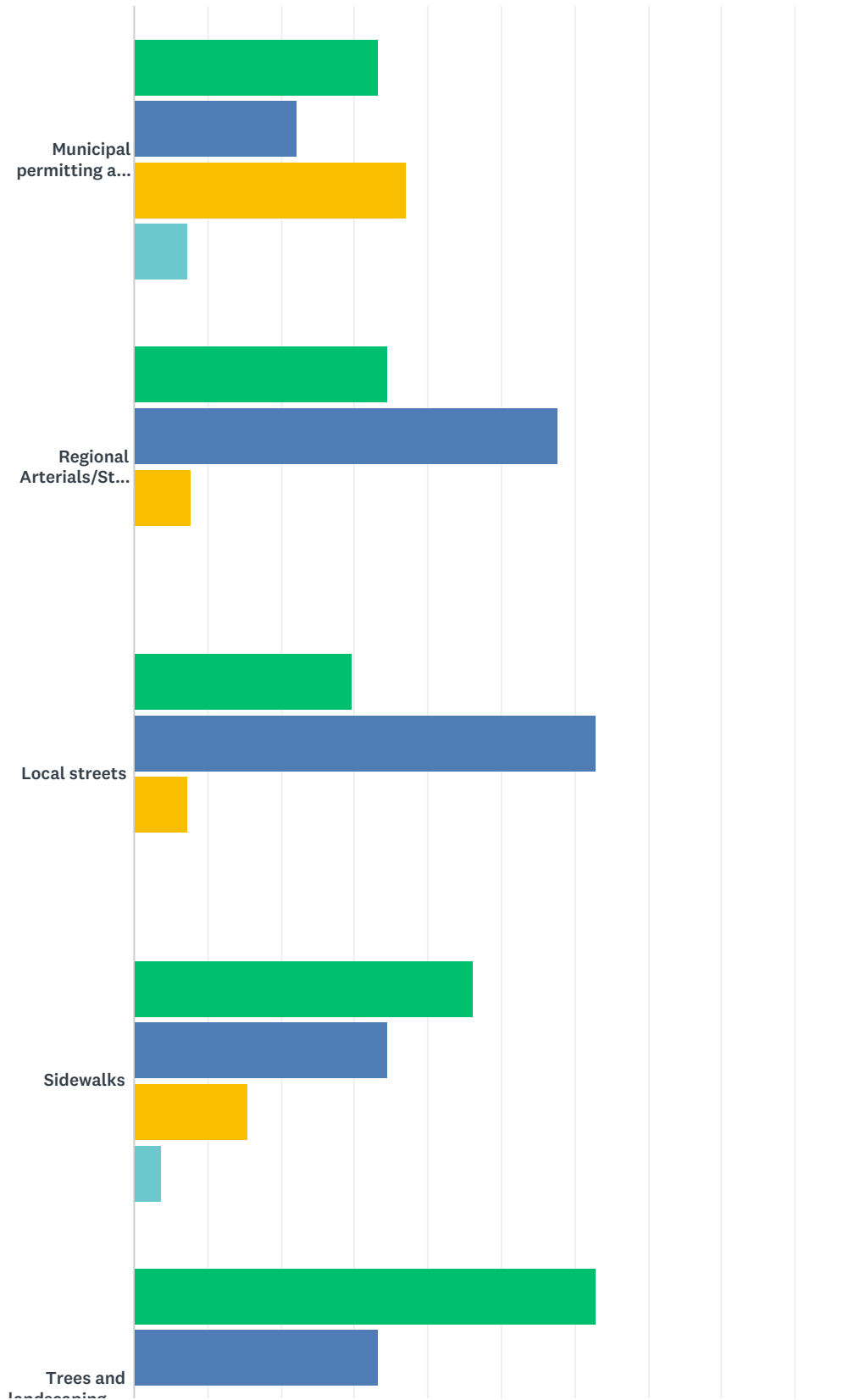
	DISADVANTAGE	(NO LABEL)	NO EFFECT	(NO LABEL)	ADVANTAGE	TOTAL	WEIGHTED AVERAGE
Visibility and access to customers	7.41% 2	0.00% 0	33.33% 9	18.52% 5	40.74% 11	27	3.85
Proximity to home	3.85% 1	0.00% 0	26.92% 7	11.54% 3	57.69% 15	26	4.19
Parking availability	38.46% 10	11.54% 3	7.69% 2	11.54% 3	30.77% 8	26	2.85
Proximity to public transportation	0.00% 0	0.00% 0	40.74% 11	18.52% 5	40.74% 11	27	4.00
Traffic and circulation	29.63% 8	14.81% 4	18.52% 5	25.93% 7	11.11% 3	27	2.74

## Glen Ellyn Comprehensive Plan - Business Questionnaire

Local regulations	18.52% 5	25.93% 7	33.33% 9	3.70% 1	18.52% 5	27	2.78
Local employment base	3.85% 1	15.38% 4	53.85% 14	11.54% 3	15.38% 4	26	3.19
Character of the community or local business district	0.00% 0	11.11% 3	14.81% 4	22.22% 6	51.85% 14	27	4.15
Current building/property	0.00% 0	0.00% 0	29.63% 8	14.81% 4	55.56% 15	27	4.26
Nearby competition	7.69% 2	7.69% 2	61.54% 16	11.54% 3	11.54% 3	26	3.12
Taxes	33.33% 9	14.81% 4	40.74% 11	7.41% 2	3.70% 1	27	2.33
Security	3.70% 1	3.70% 1	25.93% 7	25.93% 7	40.74% 11	27	3.96

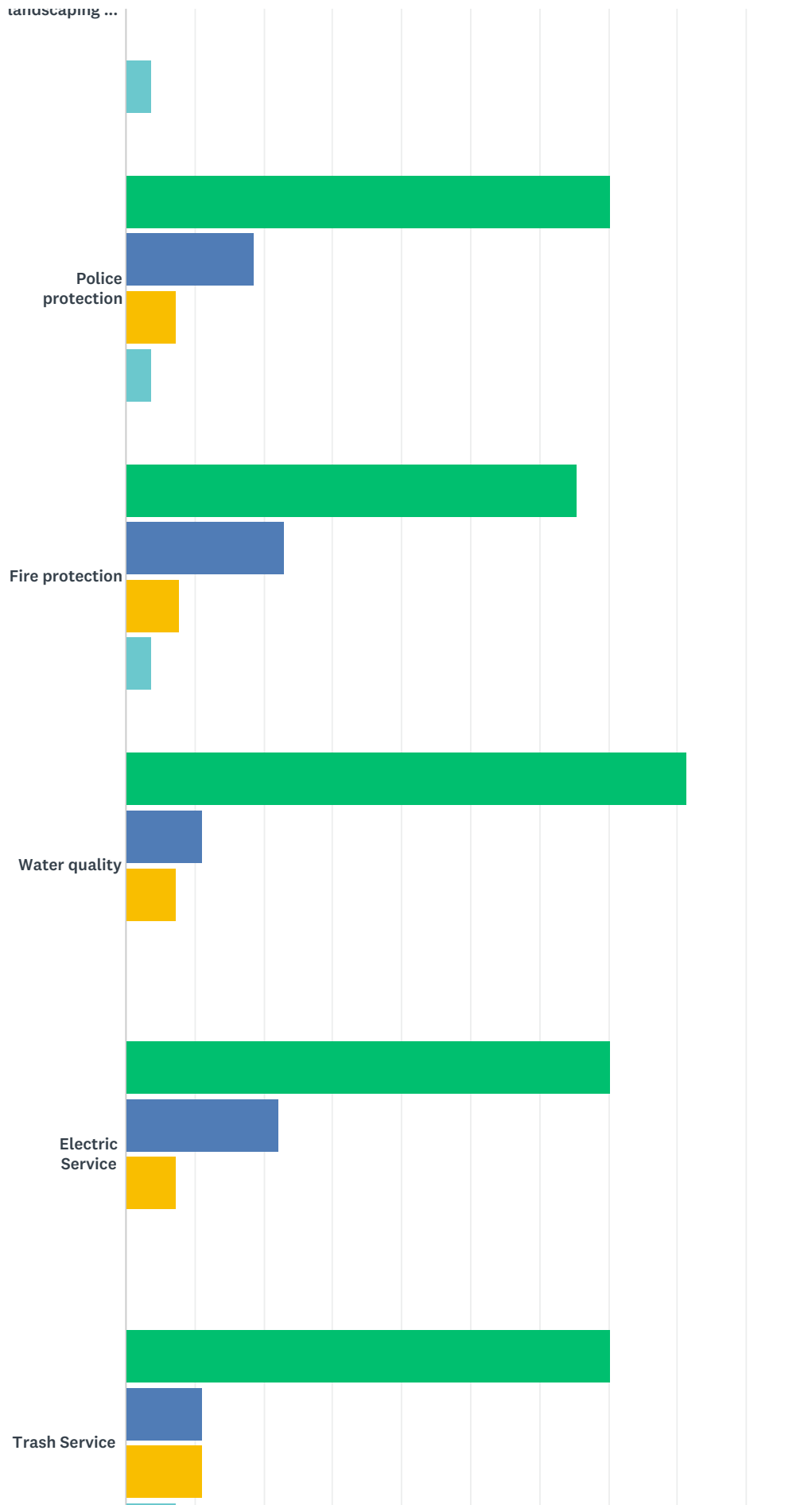
# Q8 How do you rate the following public facilities and services within the Glen Ellyn?

Answered: 27 Skipped: 7

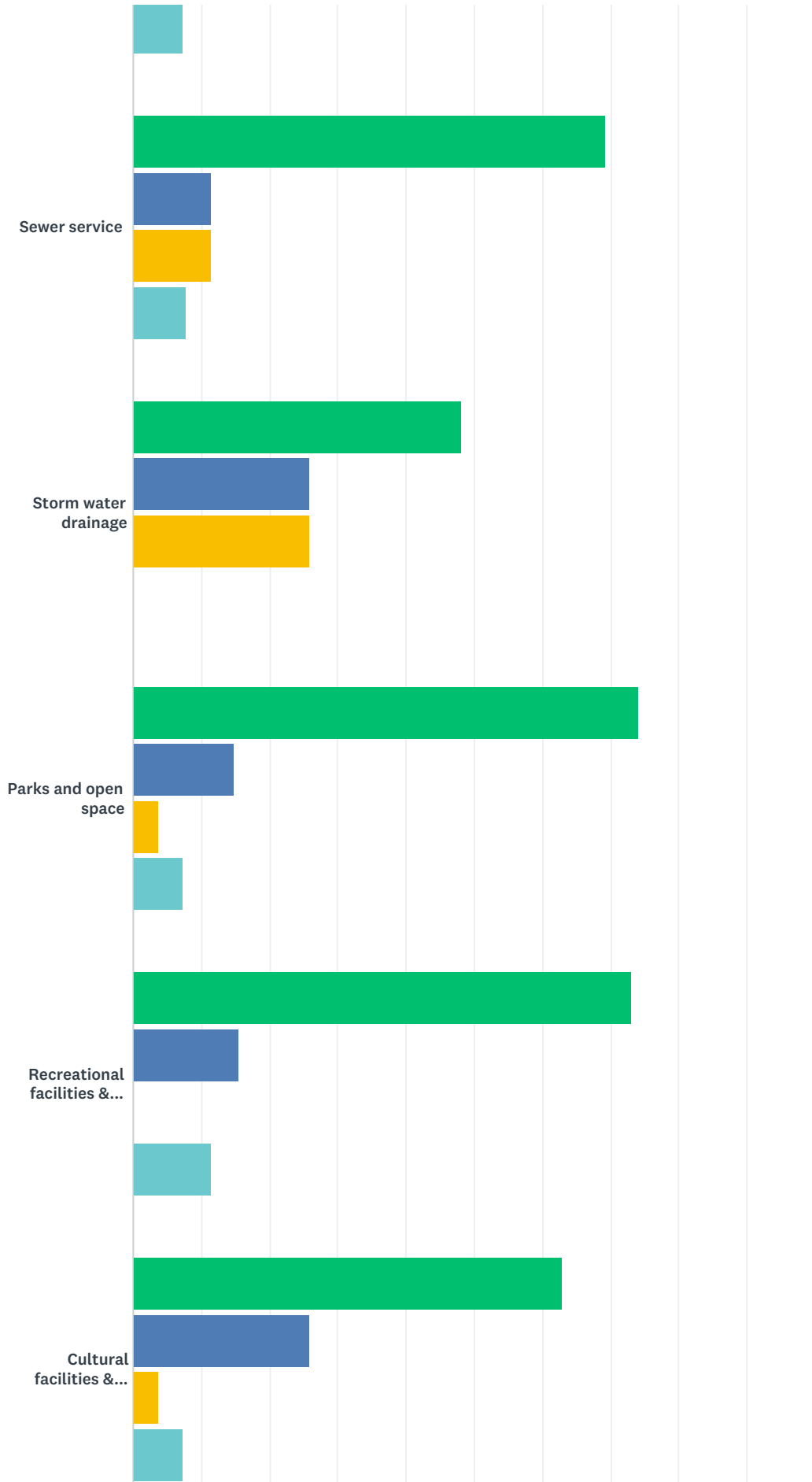




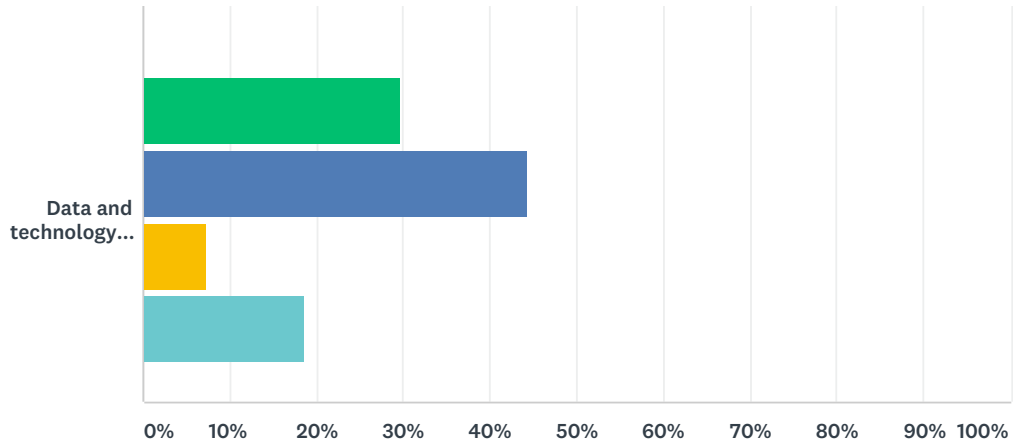
# Glen Ellyn Comprehensive Plan - Business Questionnaire



Glen Ellyn Comprehensive Plan - Business Questionnaire



## Glen Ellyn Comprehensive Plan - Business Questionnaire

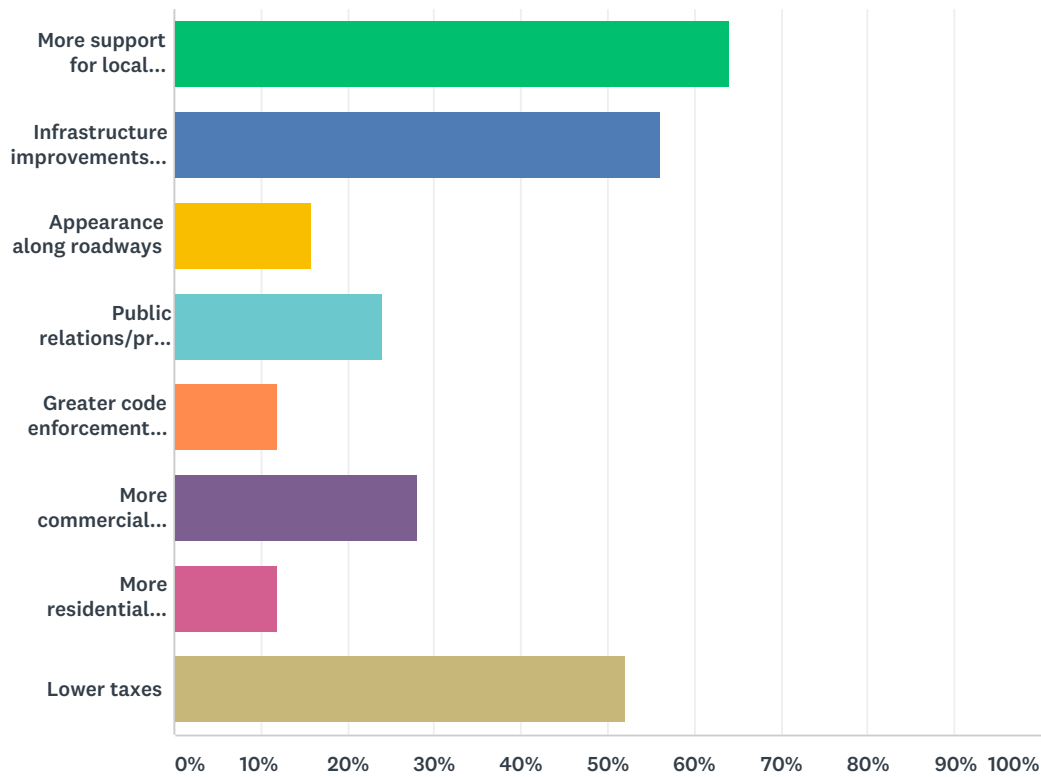


■ Good   
 ■ Fair   
 ■ Poor   
 ■ Don't Know

	GOOD	FAIR	POOR	DON'T KNOW	TOTAL
Municipal permitting and approval	33.33% 9	22.22% 6	37.04% 10	7.41% 2	27
Regional Arterials/State Roads	34.62% 9	57.69% 15	7.69% 2	0.00% 0	26
Local streets	29.63% 8	62.96% 17	7.41% 2	0.00% 0	27
Sidewalks	46.15% 12	34.62% 9	15.38% 4	3.85% 1	26
Trees and landscaping on public property	62.96% 17	33.33% 9	0.00% 0	3.70% 1	27
Police protection	70.37% 19	18.52% 5	7.41% 2	3.70% 1	27
Fire protection	65.38% 17	23.08% 6	7.69% 2	3.85% 1	26
Water quality	81.48% 22	11.11% 3	7.41% 2	0.00% 0	27
Electric Service	70.37% 19	22.22% 6	7.41% 2	0.00% 0	27
Trash Service	70.37% 19	11.11% 3	11.11% 3	7.41% 2	27
Sewer service	69.23% 18	11.54% 3	11.54% 3	7.69% 2	26
Storm water drainage	48.15% 13	25.93% 7	25.93% 7	0.00% 0	27
Parks and open space	74.07% 20	14.81% 4	3.70% 1	7.41% 2	27
Recreational facilities & programs	73.08% 19	15.38% 4	0.00% 0	11.54% 3	26
Cultural facilities & programs	62.96% 17	25.93% 7	3.70% 1	7.41% 2	27
Data and technology infrastructure	29.63% 8	44.44% 12	7.41% 2	18.52% 5	27

## Q9 What improvements would you most like to see made in Glen Ellyn? (Check all that apply)

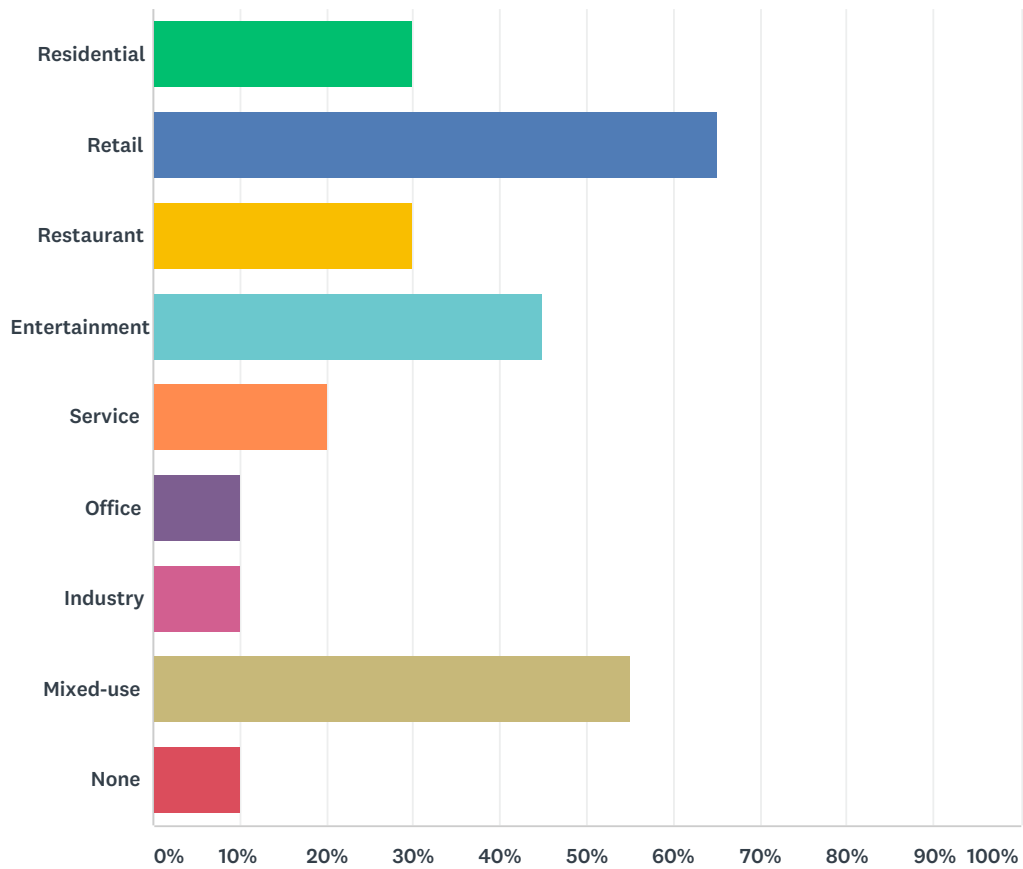
Answered: 25 Skipped: 9



ANSWER CHOICES	RESPONSES	
More support for local business	64.00%	16
Infrastructure improvements/upgrades	56.00%	14
Appearance along roadways	16.00%	4
Public relations/promotion	24.00%	6
Greater code enforcement (zoning, maintenance, etc.)	12.00%	3
More commercial development	28.00%	7
More residential development	12.00%	3
Lower taxes	52.00%	13
Total Respondents: 25		

## Q10 What type of new development or uses would you most like to see in Glen Ellyn in the future? (Check all that apply)

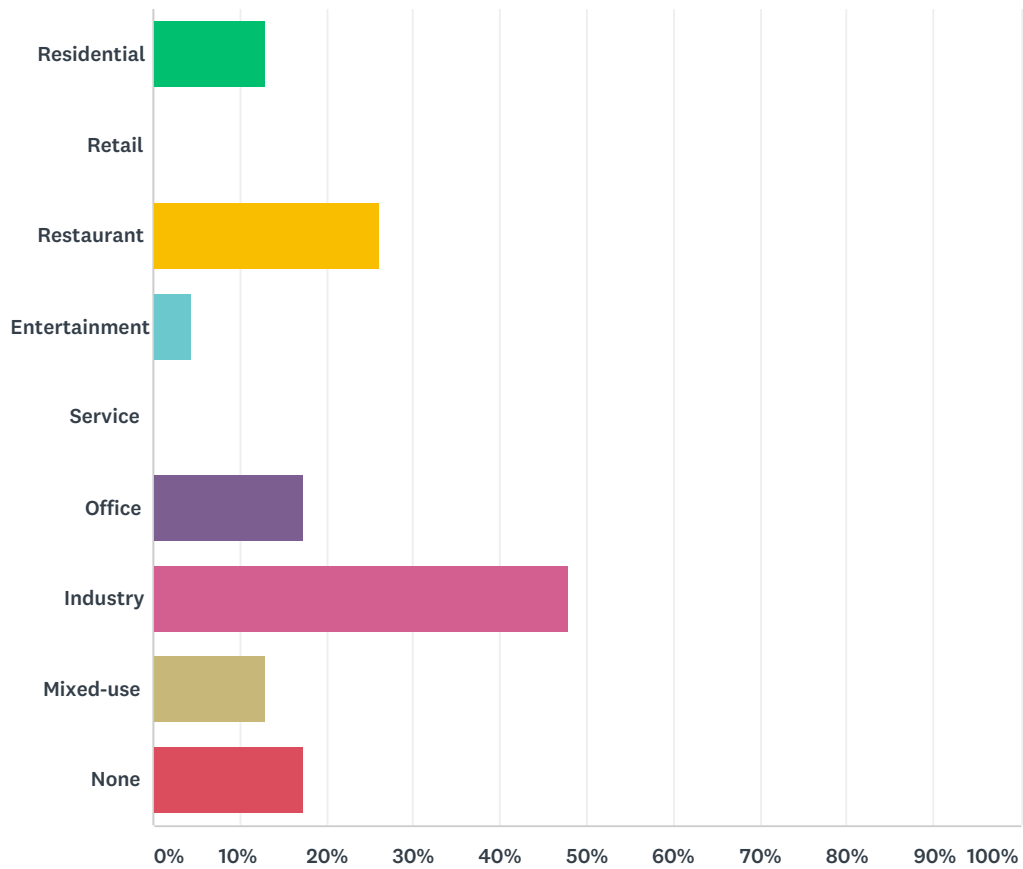
Answered: 20 Skipped: 14



ANSWER CHOICES	RESPONSES	
Residential	30.00%	6
Retail	65.00%	13
Restaurant	30.00%	6
Entertainment	45.00%	9
Service	20.00%	4
Office	10.00%	2
Industry	10.00%	2
Mixed-use	55.00%	11
None	10.00%	2
Total Respondents: 20		

### Q11 What kind of new developments or uses do you NOT want to see added to Glen Ellyn? (Check all that apply)

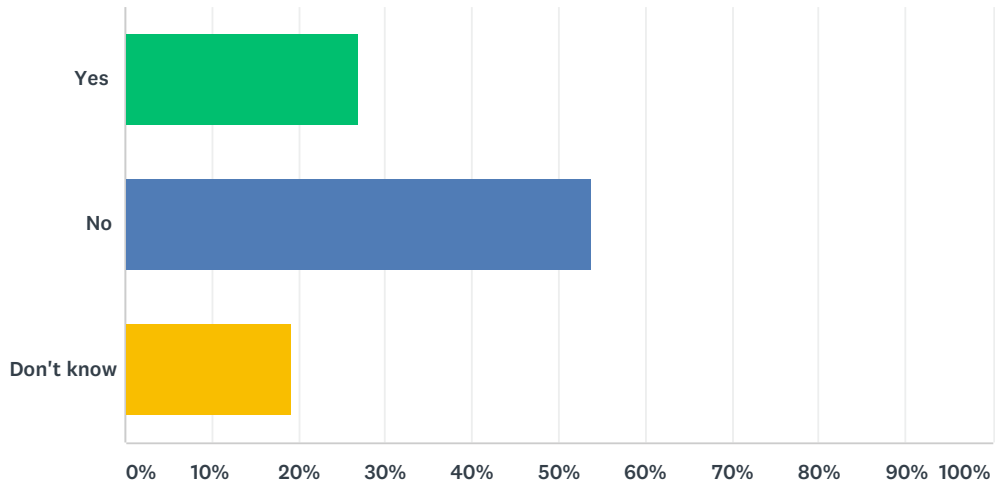
Answered: 23 Skipped: 11



ANSWER CHOICES	RESPONSES	
Residential	13.04%	3
Retail	0.00%	0
Restaurant	26.09%	6
Entertainment	4.35%	1
Service	0.00%	0
Office	17.39%	4
Industry	47.83%	11
Mixed-use	13.04%	3
None	17.39%	4
Total Respondents: 23		

## Q12 Do you think local government is effectively dealing with business related issues and concerns?

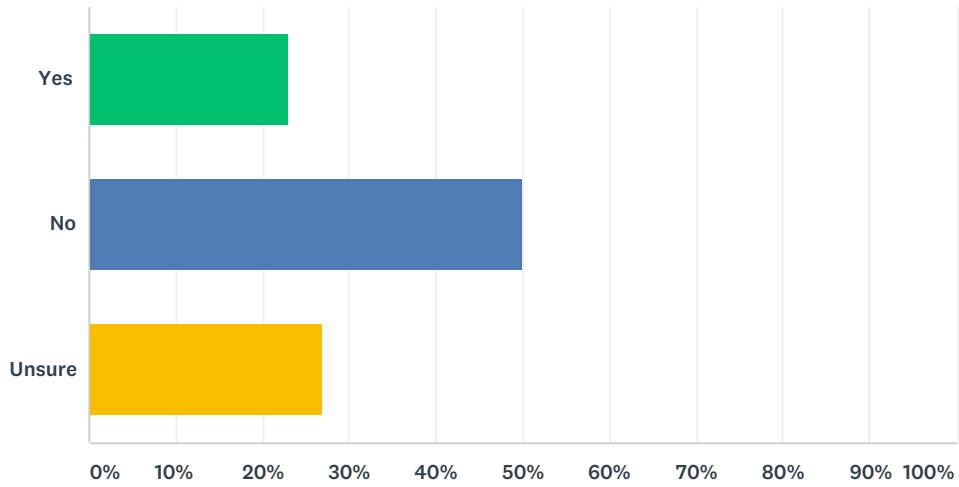
Answered: 26 Skipped: 8



ANSWER CHOICES	RESPONSES	
Yes	26.92%	7
No	53.85%	14
Don't know	19.23%	5
TOTAL		26

### Q13 If you had the opportunity to move your business out of Glen Ellyn, would you?

Answered: 26 Skipped: 8

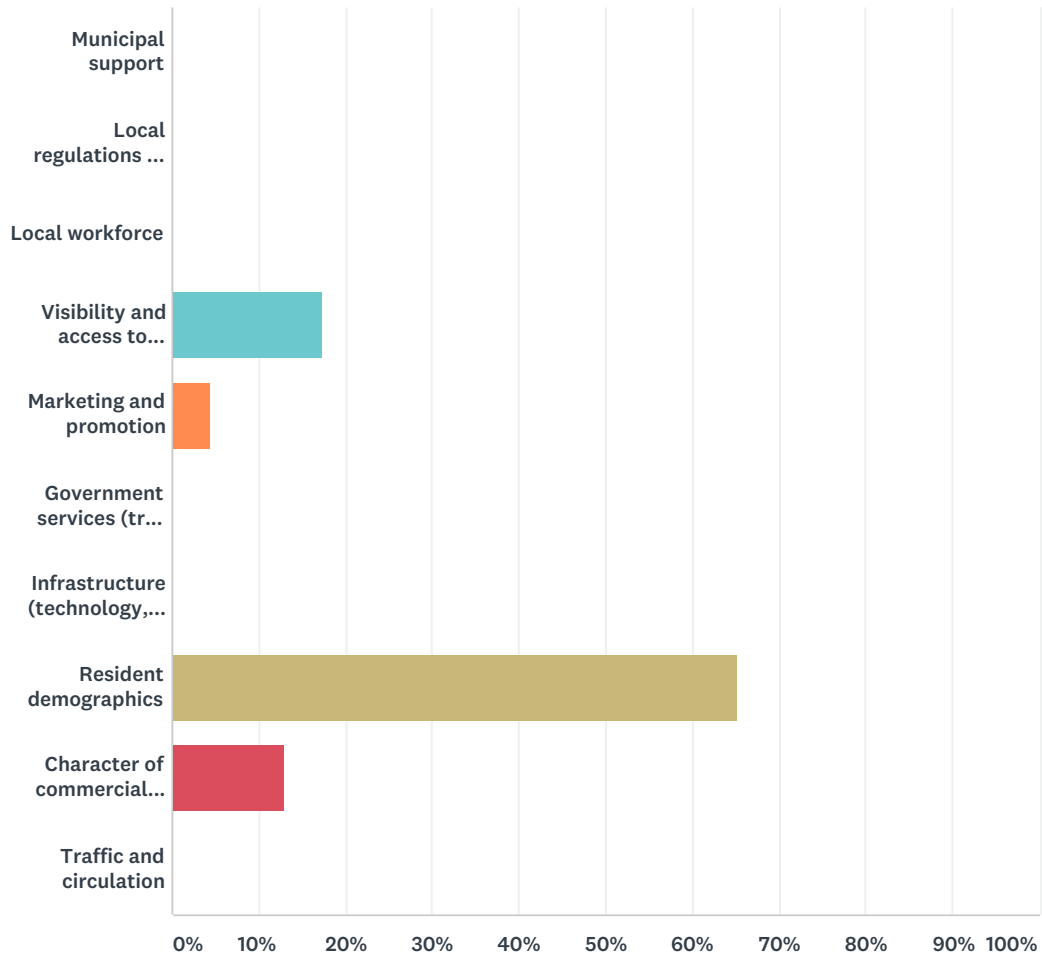


ANSWER CHOICES	RESPONSES	
Yes	23.08%	6
No	50.00%	13
Unsure	26.92%	7
<b>TOTAL</b>		<b>26</b>



## Q15 What is Glen Ellyn's greatest strength?

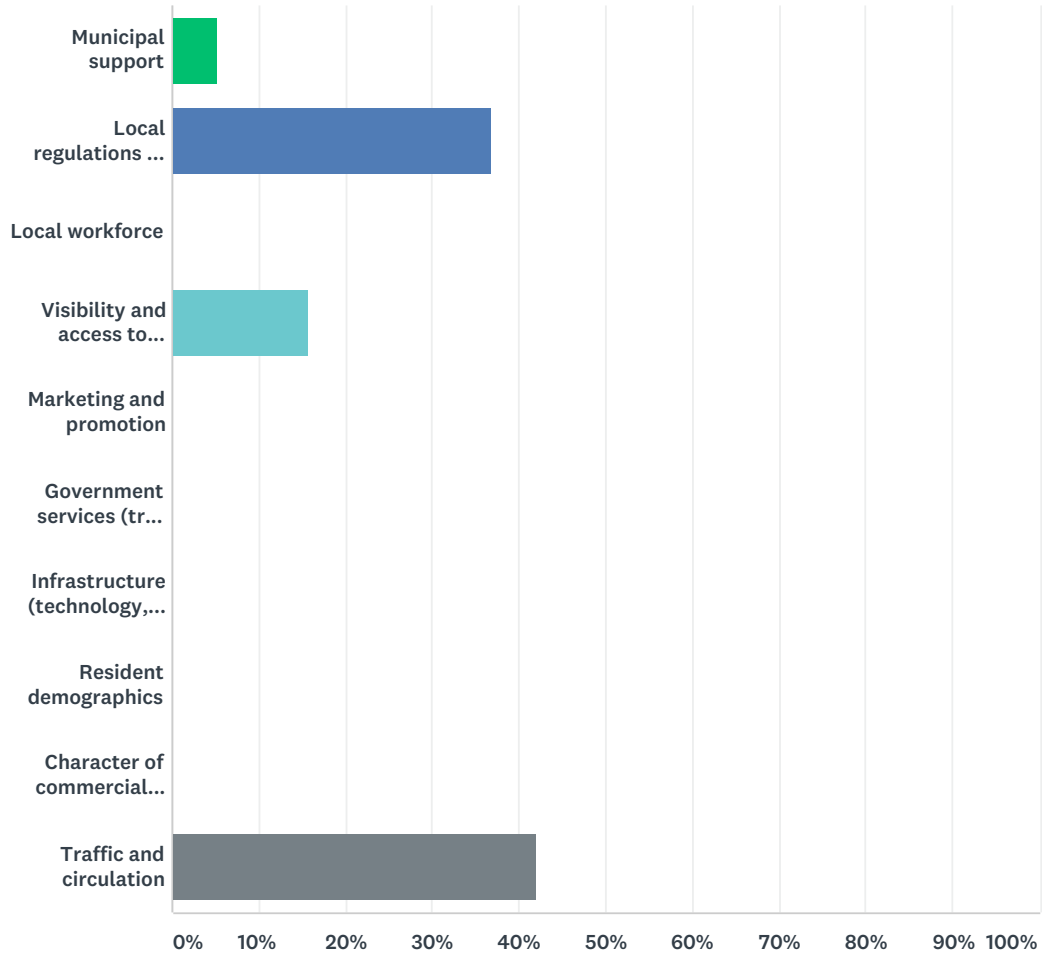
Answered: 23 Skipped: 11



ANSWER CHOICES	RESPONSES	
Municipal support	0.00%	0
Local regulations and permitting	0.00%	0
Local workforce	0.00%	0
Visibility and access to customers	17.39%	4
Marketing and promotion	4.35%	1
Government services (trash pick-up, snow removal, etc.)	0.00%	0
Infrastructure (technology, utilities, etc.)	0.00%	0
Resident demographics	65.22%	15
Character of commercial areas	13.04%	3
Traffic and circulation	0.00%	0
<b>TOTAL</b>		<b>23</b>

## Q16 What is Glen Ellyn's greatest weakness?

Answered: 19 Skipped: 15



ANSWER CHOICES	RESPONSES	
Municipal support	5.26%	1
Local regulations and permitting	36.84%	7
Local workforce	0.00%	0
Visibility and access to customers	15.79%	3
Marketing and promotion	0.00%	0
Government services (trash pick-up, snow removal, etc.)	0.00%	0
Infrastructure (technology, utilities, etc.)	0.00%	0
Resident demographics	0.00%	0
Character of commercial areas	0.00%	0
Traffic and circulation	42.11%	8
<b>TOTAL</b>		<b>19</b>